

CARBON REDUCTION PLAN

FOR



Prepared by:



**PTP Healthcare
Carbon Emissions Report**

Table of Contents

1	Net Zero Commitment	3
2	Background Information.....	4
3	Carbon Emissions Overview	6
4	Analysis by Scope	6
5	Emissions by Activity	7
6	Intensity Metric Analysis	8
7	Emissions Reductions Targets	8
8	Carbon Reduction Actions	9
9	Emissions Data.....	11
10	Standard and Methodology Used.....	12
11	Data Quality / Confidence	12
12	Declaration and Sign Off.....	12
13	Glossary	13

**PTP Healthcare
Carbon Emissions Report**

1 Net Zero Commitment

PTP Healthcare recognises the importance of making a full and lasting commitment to reducing the greenhouse gas emissions from our activities, in support of the wider commitment of the world to limit global temperature increases and the impact on the planet.

We commit to the following:

1. For our company to achieve Net Zero in line with the Science Based targets set out by the UNFCCC i.e., to achieve Net Zero no later than 2050 and target a 50% reduction in emissions by 2030.
2. To set realistic short- and long-term targets that are designed to achieve our Net Zero commitments.
3. To report the total Greenhouse Gas emissions of our business, at a minimum, on an annual basis.

	Year	Earlier Year if Possible
Commitment to be Net Zero	2050	2045*
50% Emissions Reduction	2030	

*In line with NHS's Net Zero strategy

PTP Healthcare Carbon Emissions Report

2 Background Information

2.1 Company

PTP Healthcare is the wholly owned sister company of **Plane Talking Products Ltd**, a Limited Company registered in England, company number 10896609, with a head office address of Unit 17, Vicarage Farm Business Park Winchester Road, Fair Oak, Eastleigh, Hampshire, England, SO50 7HD.

PTP Healthcare Limited supplies patient care and comfort products to the Healthcare sector. PTP Healthcare was established in 2008 and is a company that has a dedicated team that offer a wide range of patient care and Hygiene products to various Healthcare settings. We pride ourselves on delivering on time, in full and to specification - a wide range of products that help patients have a more comfortable stay in hospital. Innovation is an essential side of this division and working together with a number of NHS Trusts and experts in this field, we have developed textiles and other items that we believe could radically lower costs, improve efficiency and / or better perform in the healthcare sector.

Reporting Period	Previous Period September 2022 – August 2023	Current Period September 2023 – August 2024
Industry	Healthcare	Healthcare
No. of Staff	3	3
No. of Premises Owned	0	0
No. of Premises Leased	1	1
No. of Company Vehicles - Owned	0	0
No. of Company Vehicles - Leased	0	0

PTP Healthcare Carbon Emissions Report

2.2 Current Reporting Period

September 2023 – August 2024

2.3 Organisational Boundary

There are 3 different approaches to measuring emissions, as defined by the GHG Protocol. This report has been constructed using the **Operational Control Approach**, considering the requirements of each potential approach.

Approach	Description	Approach Taken
Operational Control	The organisation has operational control over an operation if it or one of its subsidiaries has the full authority to introduce and implement its operating policies at the operation.	✓
Financial Control	The organisation has financial control over the operation if it has the ability to direct the financial and operating policies of the organisation with a view to gaining economic benefits from its activities.	
Equity Share	The organisation accounts for GHG emissions from operations according to its share of equity in the operation.	

2.4 Benchmark Year


The organisation's benchmark year is from **September 2022 – August 2023**. This is the second time the organisation has measured and reported on its carbon emissions.

2.5 Methodologies Used

Throughout this report all methodologies used are explained within the relevant sections.

**PTP Healthcare
Carbon Emissions Report**

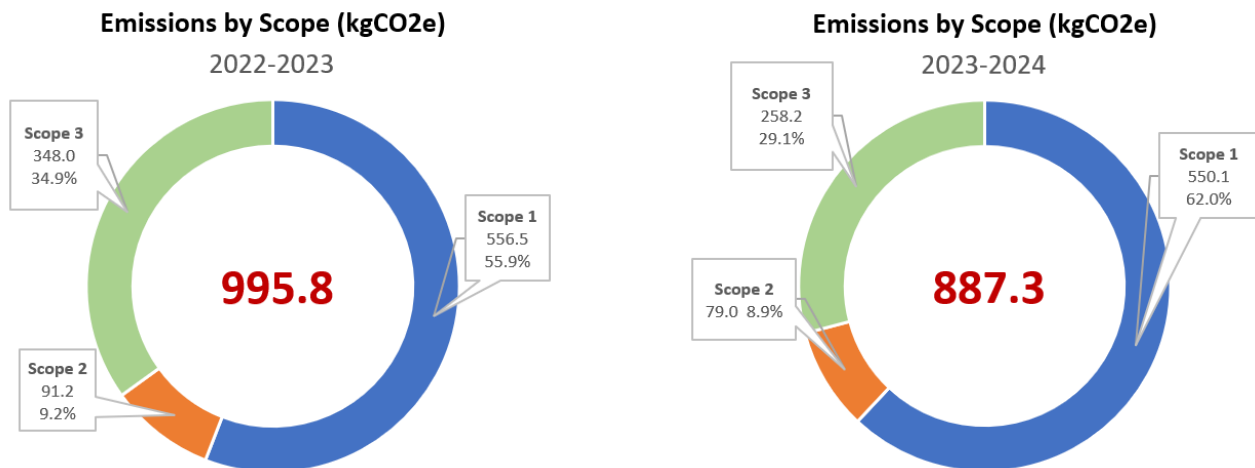
3 Carbon Emissions Overview



The total calculated emissions for the business for the period 2023-2024 are 887.3 kgCO₂e, is a reduction of 10.9% from the benchmark year.

The Company will aim to measure an increasing amount of Scope 3 emissions and is committed to reducing their emissions across all scopes.

4 Analysis by Scope

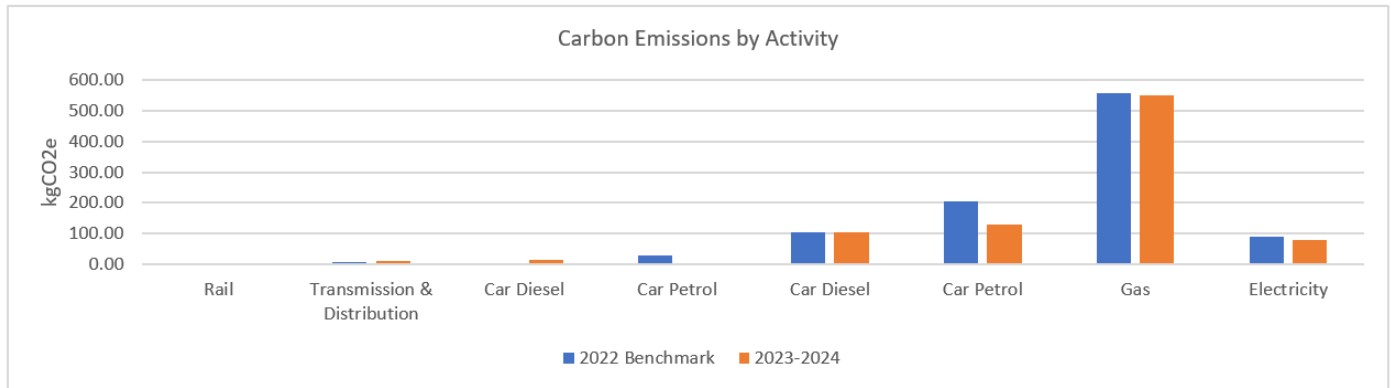
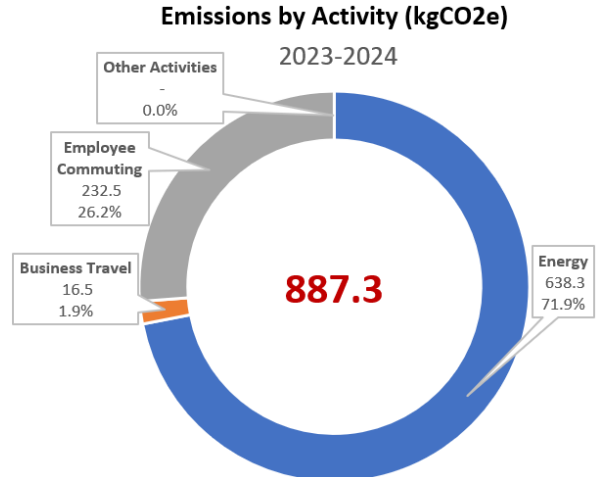
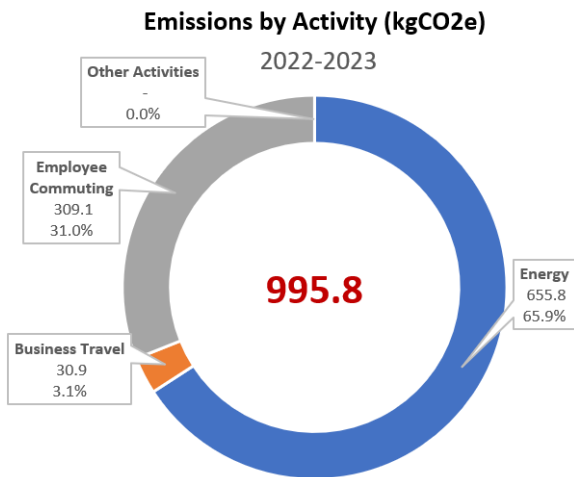


Scope	Description	kgCO ₂ e	%
Scope 1	Scope 1 emissions include fuel from company vehicles and fuels used in the company premises, including propane and heating oil.	550.1	62.0%
Scope 2	Emissions in scope 2 includes electricity used at the company's office. The office is not on a renewable tariff.	79.0	8.9%
Scope 3	Scope 3 emissions include: <ul style="list-style-type: none"> Business Travel Employee commuting Transmission and Distribution of Electricity 	258.2	29.1%
TOTAL		887.3	100%

Reported Scope 3 emissions may increase in future years as more detailed data and information becomes available.

PTP Healthcare
Carbon Emissions Report

5 Emissions by Activity



Data Details		2022-2023	2023-2024		
Emission Type	Scope	kgCO2e	kgCO2e	Data Source	Data Confidence
Energy					
Gas	1	556.5	550.1	Gas Bills	High
Electricity	2	91.2	79.0	Electricity Bills	High
Transmission and Distribution	3	8.0	9.3	Electricity Bills	High
		655.8	638.3		
Business Travel					
All Business Travel	3	30.9	16.5	Company records	High
		30.9	16.5		
Employee Commuting					
Car - Petrol	3	205.6	128.8	Employee Survey	Medium
Car - Diesel	3	103.5	103.6	Employee Survey	Medium
		309.1	232.5		
Other Emissions Calculated					
Other Emissions Calculated	3	-	-	EEIO Spend Analysis	Medium
		995.8	887.3		
TOTAL		995.8	887.3		

PTP Healthcare Carbon Emissions Report

6 Intensity Metric Analysis

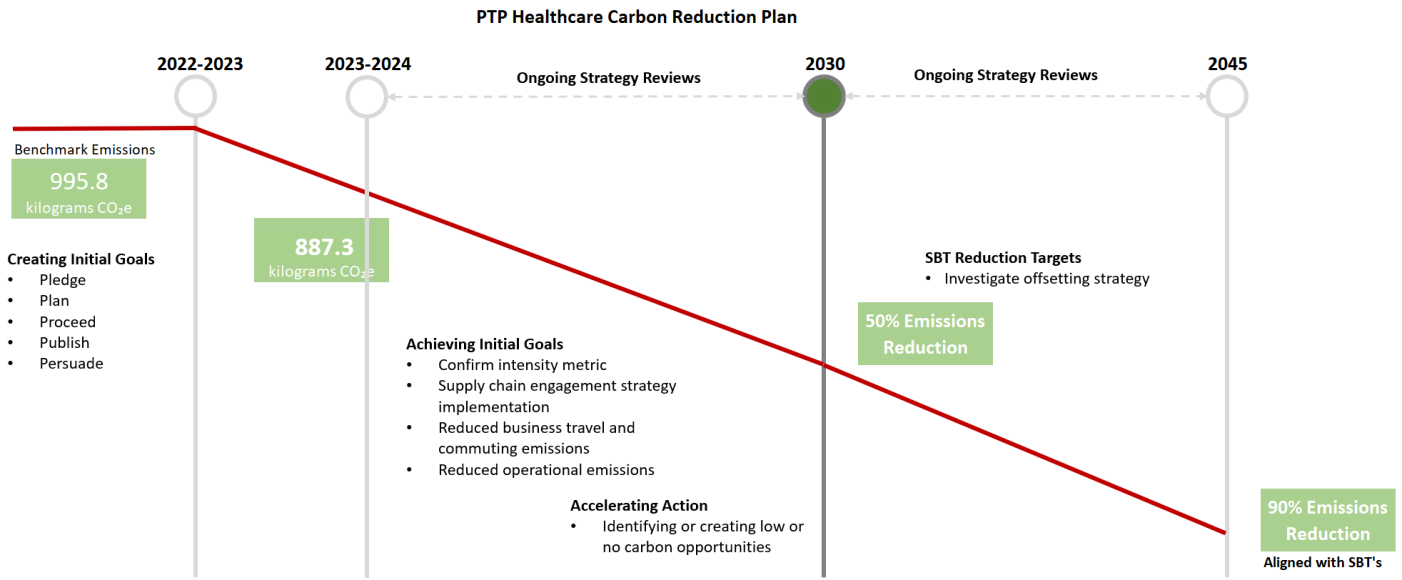
Intensity metrics help normalise emissions data, taking into account variations in production levels or activity volumes. This allows for a more accurate assessment of emission trends over time, regardless of changes in business operations. The initial intensity metrics for the company are below and will be used for comparative purposes in following years.

Per Employee	Intensity Metrics (kilograms CO ₂ e)		
	2022-2023	2023-2024	Decrease
Scopes 1, 2 & 3	326.6	295.8	10.9%

The chosen intensity metrics shows a carbon emissions value of **295.8 kgCO₂e per employee.**, a decrease of 10.9% from benchmark year. The business headcount was 3 people during both periods.

7 Emissions Reductions Targets

The following graph summarises the carbon emissions reduction targets.



GOAL:
To become a Net Zero organisation in line with Science Based Targets

- Cut emissions by minimum 90%
- Balance any remaining emissions that cannot be eliminated with technology or other solutions through offsets

**PTP Healthcare
Carbon Emissions Report**

8 Carbon Reduction Actions

PTP Healthcare will develop the following initiatives that will support the company’s strategies to meet Science Based Targets:

Area of Focus	Initiative
Sustainability Strategy	<ul style="list-style-type: none"> • Engage all teams in supporting Net Zero goals by fostering and promoting lower-carbon ideas, activities, and initiatives across the organization. • Recruited two sustainability analysts to enhance our capacity for data analysis, reporting and strategy development. • Work closely with suppliers to align their practices with our sustainability roadmap, offering guidance and resources to help them progress in sustainable operations.
Data Quality	<ul style="list-style-type: none"> • To review major emissions based on spend and develop more accurate emissions data together with suppliers. • Perform comprehensive life cycle assessment on products to gather precise data, ensuring a more accurate assessment of emissions and resource use. • Provide resources for key suppliers to help them understand best practices for tracking and reporting their emissions data.
Business Travel	<ul style="list-style-type: none"> • Develop a sustainable travel policy that promotes public transport and low-carbon travel options whenever practical • To reduce travel where possible and switch to online meetings and promote car share
Carbon Emissions Dashboard	<ul style="list-style-type: none"> • Commit to updating and completing the carbon emissions dashboard regularly, overseen by a Senior Management Team member. • Share emissions data and progress with the wider team on a quarterly basis to maintain transparency. • Collaborate with Net Zero International for guidance on emissions reporting and reduction strategies, and implementation of best practice. • Actively promote sustainability activities on social media to inspire and encourage lower carbon decisions among our community.
Supply Chain	<ul style="list-style-type: none"> • To conduct sustainability audits to ensure key suppliers are actively measuring and reporting their scope emissions • Publish our sustainability roadmaps to provide clear direction for reducing environmental impact. • Engage with suppliers to assess their current carbon tracking practices, ensuring they are progressing in their sustainability efforts and providing accurate emissions data. • Explore lower-carbon freight solutions and sustainable manufacturing facilities to reduce our overall carbon footprint

**PTP Healthcare
Carbon Emissions Report**

	<ul style="list-style-type: none">• Regularly assess and adopt low-emission technologies, aiming to transition fleet vehicles from internal combustion engines to hybrid or electric models
Energy Efficiency of Site	<ul style="list-style-type: none">• Regularly review site infrastructure to identify and implement measures that reduce overall energy consumption.• Explore opportunities to generate renewable energy on-site, assessing the feasibility of solar, wind, or other sustainable sources.• Investigate and adopt improved waste recycling practices.

Signed on behalf of PTP Healthcare

Name: **Alson Wells**



Position: **Director**

Date: **15th November 2024**

**PTP Healthcare
Carbon Emissions Report**

9 Emissions Data

The data contained in the table below represents total emissions calculated and is consistent with SECR requirements. All sources of emissions that have been measured are included in the totals below. Emissions from key activities are summarised in the previous sections.

	Previous Reporting Year Sept 22 - Aug 23	Current Reporting Year Sept 23 - Aug 24
Energy consumption used to calculate emissions Electricity Scope 2 - UK and Offshore (kWh)	449	382
Energy consumption used to calculate emissions – Global, excluding UK and Offshore (kWh)	N/A	N/A
Basis of Energy reporting (Location or Market)*	Location	Location
% of total energy sourced from certified renewable sources	0%	0%
Emissions associated with energy consumption - UK, Offshore and Global (kgCO ₂ e)	91.2	79.0
Emissions from activities for which the company is responsible including combustion of fuel and operation of facilities - Scope 1 (kgCO ₂ e)	556.5	550.1
Emissions from purchase of electricity, heat, steam and cooling purchased for own use - Scope 2 (kgCO ₂ e)	91.2	79.0
Total Scope 1 and 2 Emissions (kgCO₂e)	647.8	629.1
Emissions from upstream activities out of operational control - Scope 3 (kgCO ₂ e)	348.0	258.2
Emissions from use of sold products and services out of operational control - Scope 3 (kgCO ₂ e)	None included	None included
Total Gross Scope 3 Emissions (kgCO₂e)	348.0	258.2
Total Scope 1, 2 and 3 Emissions (kgCO₂e)	995.8	887.3
Intensity ratio kgCO ₂ e (gross Scope 1, 2 and 3) per employee	331.9	295.8
Carbon offsets (kgCO ₂ e)	-	-
Total Annual Net Emissions (kgCO₂e)	995.8	887.3

* A location-based method reflects the average emissions intensity of grids on which energy consumption occurs (using mostly grid-average emission factor data). A market-based method reflects emissions from electricity that companies have purposefully chosen.

**PTP Healthcare
Carbon Emissions Report**

10 Standard and Methodology Used

PTP Healthcare categorises its Greenhouse Gas (GHG) Emissions as Scope 1, 2 or 3 as referred to in the WBCSD – WRI Greenhouse Gas Protocol (revised edition, dated March 2014). Emissions in Carbon Dioxide equivalent (CO₂e) for all scopes are calculated using the conversion factors listed in DESNZ Greenhouse Gas Conversion Factors for the relevant 12-month period over which the carbon emissions are calculated. Procured renewable electricity and gas is calculated in accordance with the WBCSD – WSI Scope 2 Guidance on procured renewable energy (2015).

11 Data Quality / Confidence

The data used to generate this report has been collected from various sources from both within the company and using assumptions gathered by Net Zero International. These emissions have been converted to CO₂e using GHG Protocol and DESNZ frameworks and conversion factors for the relevant period.

12 Declaration and Sign Off

This Carbon Reduction Plan has been completed in accordance with SECR, PPN 06/21 and associated guidance and reporting standard for Carbon Reduction Plans.

Emissions have been reported and recorded in accordance with the published reporting standard for Carbon Reduction Plans and the GHG Reporting Protocol corporate standard and uses the appropriate Government emission conversion factors for greenhouse gas company reporting.

Scope 1 and Scope 2 emissions have been reported in accordance with SECR requirements, and the required subset of Scope 3 emissions have been reported in accordance with the published reporting standard for Carbon Reduction Plans and the Corporate Value Chain (Scope 3) Standard.

This Carbon Reduction Plan has been reviewed and agreed by the board of directors (or equivalent management body).

Signed on behalf of Net Zero International

Name: **David Hawes**



Position: **Chief Executive Officer**

Date: **15th November 2024**

**PTP Healthcare
Carbon Emissions Report**

13 Glossary

Benchmark Data	The chosen 12-month period that sets the calculated emissions that need to be mitigated and/or offset.
Carbon Reduction	Reduction in measured CO ₂ e emissions
Carbon Reduction Plan	Plan to reduce CO ₂ e emissions over a period of time, updated annually
Carbon Emissions (Gross)	CO ₂ e emissions from Company activities
Carbon Emissions (Net)	CO ₂ e emissions from Company activities minus verified carbon offsets the Company purchases
Carbon Neutral	When emissions are fully offset including those emissions that could be mitigated.
Carbon Offsets	A removal or reduction of carbon emissions through a verified scheme.
CO₂e	All greenhouse gases expressed in terms of Carbon Dioxide equivalent (CO ₂ e) for consistency of reporting.
DESNZ	Department of Energy Security and Net Zero (https://www.gov.uk/government/collections/government-conversion-factors-for-company-reporting)
EEIO	Environmentally Extended Input Output – Emissions estimated on spend https://ghgprotocol.org/
Organisational Boundaries	GHG Protocol Organisational Boundaries https://ghgprotocol.org/sites/default/files/standards/ghg-protocol-revised.pdf
GHG Protocol	Greenhouse Gas Protocol https://ghgprotocol.org/
Greenhouse Gases	Carbon Dioxide (CO ₂), Methane (CH ₄), Nitrous Oxide (N ₂ O), Chlorofluorocarbons (CFCs and HCFCs), Hydrofluorocarbons (HFCs), Perfluorocarbons (PFCs), Sulphur Hexafluoride (SF ₆)
Greenhouse Gas Conversion Factors	Annually published conversion factors normally published by relevant government departments. Converts activity into CO ₂ e emissions.
Greenhouse Gas Emissions (GHG)	Gases in the atmosphere that absorb and radiate heat
Intensity Metric/Ratio	A metric that measures carbon emissions per relevant unit of activity in a business.
Market Reporting v Location Reporting	Market is based on specific tariffs. Location is based on the country from which you are reporting.
Net Zero	GHG emissions are mitigated and those that cannot are offset
Renewable Tariff	An energy tariff that is 100% powered by renewable energy and is certified.
SBT	Science Based Targets – reducing emissions by 50% by 2030 and by 90% by 2050 and offsetting the remaining amount.
Scope 1	The fuels that are burnt (gas, transport the company owns, refrigerant gases)
Scope 2	The energy that is bought (electricity from the grid, purchased heat)
Scope 3	Emissions embedded in everything a company buys and emitted as a consequence of everything a company sells.
SECR	Streamlined Energy and Carbon Reporting
kgCO₂e	Metric kilograms of CO ₂ equivalent emitted.
WBCSD	World Business Council for Sustainable Development https://www.wbcsd.org/
WRI	World Resource Institute https://www.wri.org/